



Cube

VCS 48R

inch 48x22x2 mm 1219x559x51

■ **interior dimensions**

inch 16x14x3.375 mm 406x356x86

■ **weight**

lb - 32 kg - 15

■ **installation**

above counter

■ **accessory**

nil

■ **overflow**

without overflow : VCS 48R

built-in overflow : VCS 48R-O

polished chrome, brushed nickel,
matte black or satin brass

■ **faucet hole**

mono, 8" c/c or no hole

■ **material**

WETMAR BIO™, True High Gloss or Matte

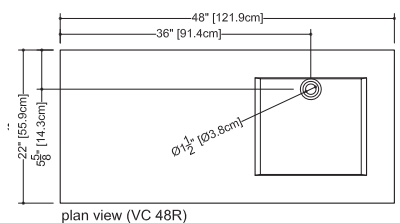
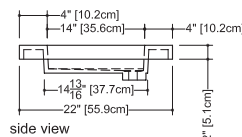
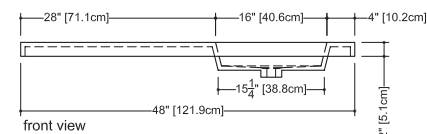
■ **color**

white

■ **codes/standards applicable**

IAPMO-ANSI Z124.1 – IAPMO-ANSI Z124.3

CSA B 45.0 – CSA B45.4



WETSTYLE cannot be held responsible for any technical errors and reserves the right to make revisions without notice.

Approximate measurement.
The manufacturer accept 1/4" (6.35mm) variance.

www.WETSTYLE.CA - Montreal - Canada
Tel. 450.536.9000 - 1 888.536.9001 - Fax. 450.536.0202

